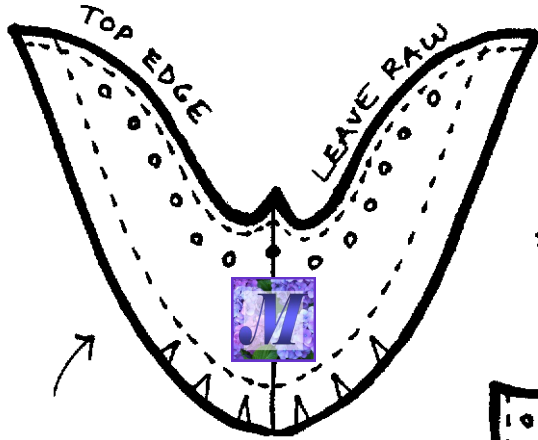




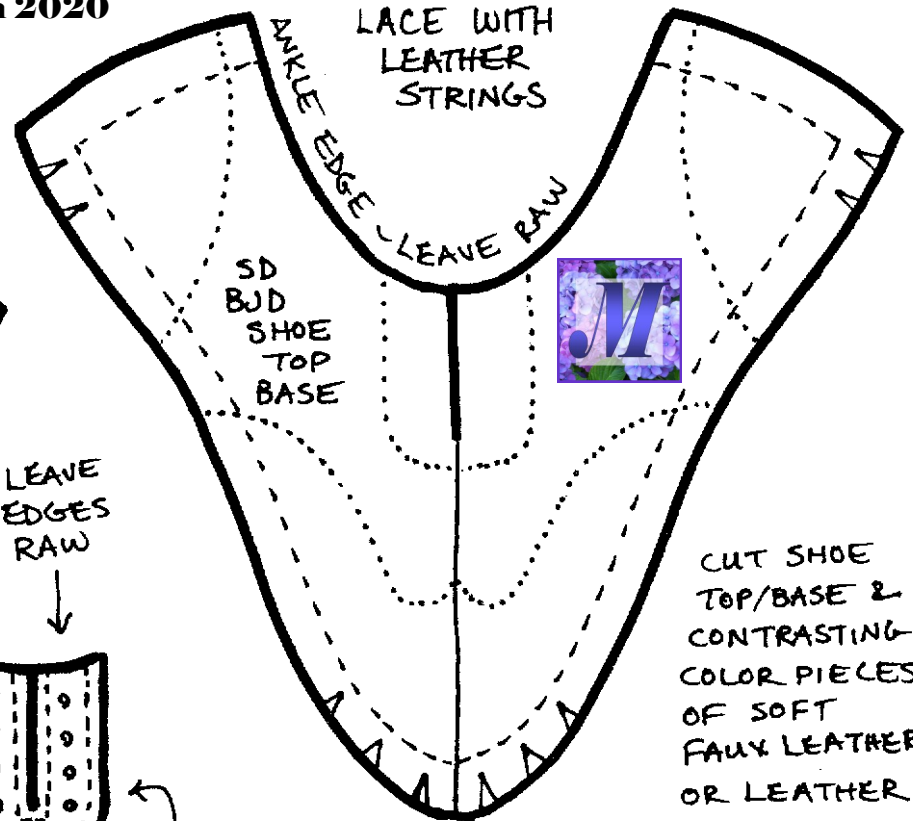
Courtesy of: missysimaginings.com  
© Missy Adkinson 2020

## SD BJD Wingtip Shoes Pattern

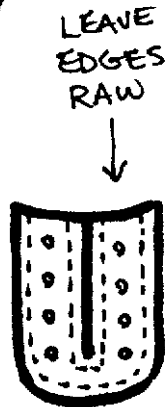
SHOE IS DESIGNED TO FIT EITHER FOOT FOR EASIER CONSTRUCTION.



SD BJD SHOE WINGTIP CONTRAST.  
\* PUNCH OR PIERCE DECORATIVE HOLES TO ALLOW BASE COLOR TO SHOW THROUGH, THEN TOPSTITCH TO SHOE BASE AT TOP EDGE



CUT SHOE TOP/BASE & CONTRASTING COLOR PIECES OF SOFT FAUX LEATHER OR LEATHER



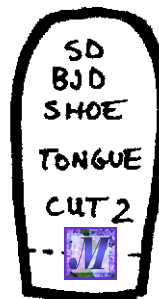
SD BJD SHOE YOKE - CUT 2  
\* TOP STITCH TO SHOE TOP BEFORE CUTTING CENTER SLIT & PUNCHING LACING HOLES



OPTIONAL INSOLE SD BJD SHOE CUT 2



CONTRAST HEEL PATCH  
\* CUT 2 EACH DIRECTION FOR EACH SHOE. TOPSTITCH TO BASE AT TOP EDGE



SD BJD SHOE TONGUE CUT 2



SD BJD SHOE SOLE CUT 4 (2 LAYERS EACH SHOE)



CUT SOLES & HEELS OF A THICKER FAUX LEATHER OR VINYL



HEEL CUT 4