

**Long  
Tailored Coat  
Pattern Set**  
includes:  
coat, pants,  
shirt, and boots.  
It fits the  
Mirodoll 66cm  
male BJD &  
other similar  
sized dolls.



\* FIT PANTS  
TO DOLL  
BEFORE  
SEWING  
BACK DARTS  
TO ENSURE  
A GOOD FIT

MIRODOLL 66cm MALE  
BANDLESS PANTS

**PANTS  
BACK - A**

1/4" seam  
allowance  
included

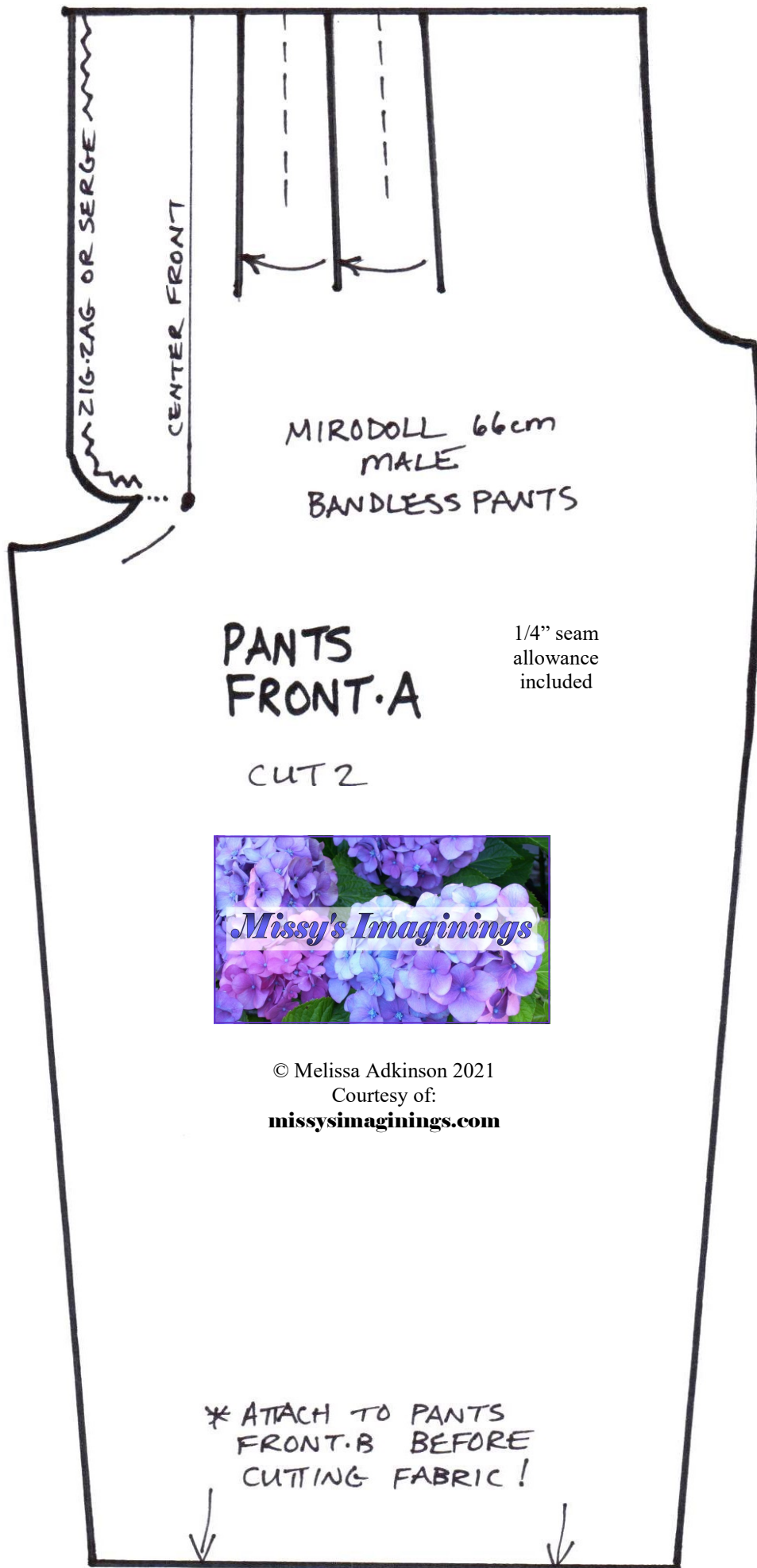
CUT 2



© Melissa Adkinson 2021  
Courtesy of:  
[missysimaginings.com](http://missysimaginings.com)

\* ATTACH TO PANTS BACK.B  
BEFORE CUTTING FABRIC!





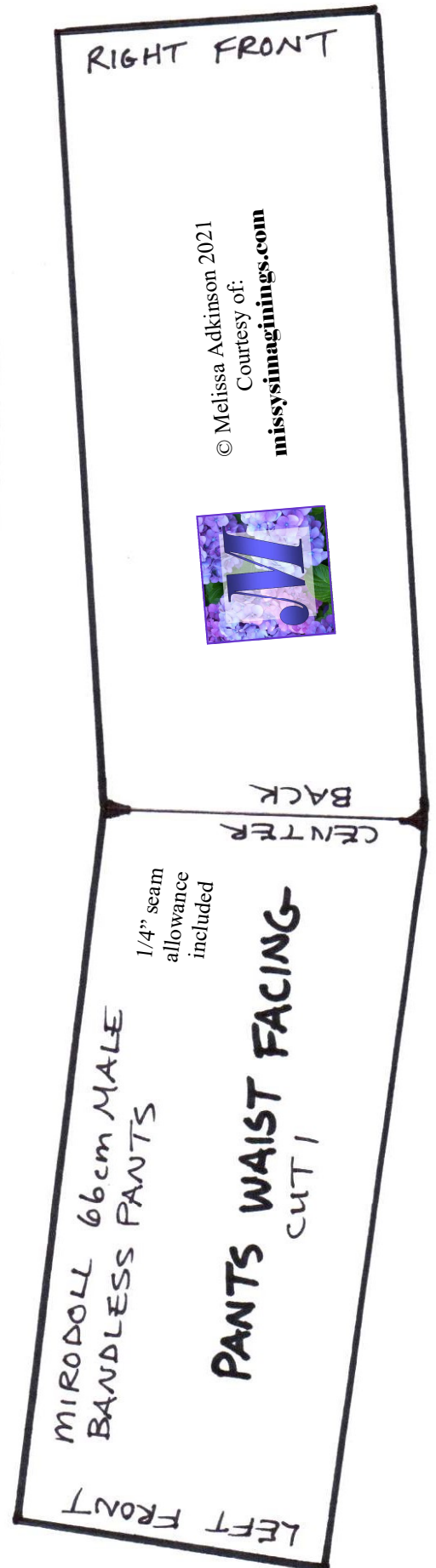
PANTS  
FRONT.A

CUT 2



© Melissa Adkinson 2021  
Courtesy of:  
[missysimaginings.com](http://missysimaginings.com)

\* ATTACH TO PANTS  
FRONT.B BEFORE  
CUTTING FABRIC !



RIGHT FRONT

© Melissa Adkinson 2021  
Courtesy of:  
[missysimaginings.com](http://missysimaginings.com)



BACK  
CENTER

1/4" seam  
allowance  
included

MIRODOLL 66cm MALE  
BANDLESS PANTS


PANTS WAIST FACING  
CUT 1

LEFT FRONT

OVERLAP TO ATTACH TO  
PANTS BACK · A

MIRODOLL 66cm MALE  
BANDLESS PANTS

PANTS  
BACK · B




© Melissa Adkinson 2021  
Courtesy of:  
[missysimaginations.com](http://missysimaginations.com)



OVERLAP TO ATTACH TO  
PANTS FRONT · A

MIRODOLL 66cm MALE  
BANDLESS PANTS

PANTS  
FRONT · B



© Melissa Adkinson 2021  
Courtesy of:  
[missysimaginations.com](http://missysimaginations.com)





MIRODOLL 66 cm MALE  
LONG COAT

COAT  
FRONT  
A

CUT 2

1/4" seam  
allowance  
included

CENTER FRONT



© Melissa Adkinson 2021  
Courtesy of:  
[missysimaginings.com](http://missysimaginings.com)

\* ATTACH TO  
COAT FRONT .B  
BEFORE CUTTING  
FABRIC!



MIRODOLL  
66 cm  
MALE  
LONG COAT

1/4" seam  
allowance  
included

COAT  
SIDE  
FRONT  
A

CUT 2



© Melissa Adkinson 2021  
Courtesy of:  
[missysimaginings.com](http://missysimaginings.com)

\* ATTACH TO  
COAT SIDE  
FRONT .B  
BEFORE CUTTING  
FABRIC!



OVERLAP TO  
/// ATTACH TO COAT ///  
SIDE FRONT .A

MIRODOLL  
66 cm MALE  
LONG COAT

COAT  
SIDE  
FRONT  
B



© Melissa Adkinson 2021  
Courtesy of:  
[missysimaginings.com](http://missysimaginings.com)

OVERLAP TO  
/// ATTACH TO COAT ///  
FRONT A

MIRODOLL 66 cm  
MALE  
LONG COAT

COAT  
FRONT .B



© Melissa Adkinson 2021  
Courtesy of:  
[missysimaginings.com](http://missysimaginings.com)



*Missy's Imaginings*

MIRODOLL  
66cm MALE  
LONG COAT

© Melissa Adkinson 2021  
Courtesy of:  
[missysimaginings.com](http://missysimaginings.com)

MIRODOLL 66cm MALE  
LONG COAT



**COAT SIDE BELT**

CUT 4

1/4" seam allowance included

**COAT  
BACK  
A**

CUT 2

/// OVERLAP TO  
ATTACH TO BACK.A ///

MIRODOLL 66cm  
MALE  
LONG COAT

**COAT  
BACK.B**



CENTER BACK

© Melissa Adkinson 2021  
Courtesy of:  
[missysimaginings.com](http://missysimaginings.com)

MIRODOLL  
66cm MALE  
LONG COAT

**COAT  
SIDE  
BACK  
A**

CUT 2

1/4" seam  
allowance  
included



\*ATTACH TO  
COAT SIDE  
BACK.B  
BEFORE  
CUTTING  
FABRIC!



1/4" seam  
allowance  
included

\* ATTACH TO COAT BACK.B  
BEFORE CUTTING-  
FABRIC!

\* OPTIONAL \*  
LEAVE  
TAILS OPEN  
FROM DOT  
(ON BACK.B)  
TO HEM

CENTER BACK



MIRODOLL  
66cm MALE  
LONG COAT

COAT  
FRONT  
FACING  
A

CUT 2

1/4" seam  
allowance  
included



© Melissa Adkinson 2021  
Courtesy of:  
[missysimaginings.com](http://missysimaginings.com)

\* ATTACH TO  
COAT FRONT  
FACING B  
BEFORE  
CUTTING FABRIC!



SERGE OR ZIG-ZAG TO FINISH EDGE

MIRODOLL  
LONG MALE  
COAT  
CUT 2  
COLLAR  
1/4" seam  
allowance  
included

CENTER  
BACK



© Melissa Adkinson 2021  
Courtesy of:  
[missysimaginings.com](http://missysimaginings.com)



MIRODOLL 66cm MALE  
CUT 1 INSOLE &  
CUT 1 BOTTOM  
FOR EACH FOOT  
\* NO SEAM ALLOWANCE  
SOLE  
BOOT



OVERLAP TO  
/// ATTACH TO COAT ///  
SIDE BACK A

MIRODOLL  
66cm MALE  
LONG COAT

COAT  
SIDE BACK  
B



© Melissa Adkinson 2021  
Courtesy of:  
[missysimaginings.com](http://missysimaginings.com)

OVERLAP TO ATTACH  
/// TO COAT FRONT ///  
FACING A

MIRODOLL 66cm  
MALE  
LONG COAT

COAT  
FRONT  
FACING  
B



MIRODOLL  
66 cm MALE  
LONG COAT

1/4" seam  
allowance  
included

COAT  
2 TONE  
SLEEVE  
FRONT

CUT 2



© Melissa Adkinson 2021  
Courtesy of:  
**missysimaginings.com**

MIRODOLL  
66 cm MALE  
LONG COAT

COAT  
2 TONE  
SLEEVE  
BACK

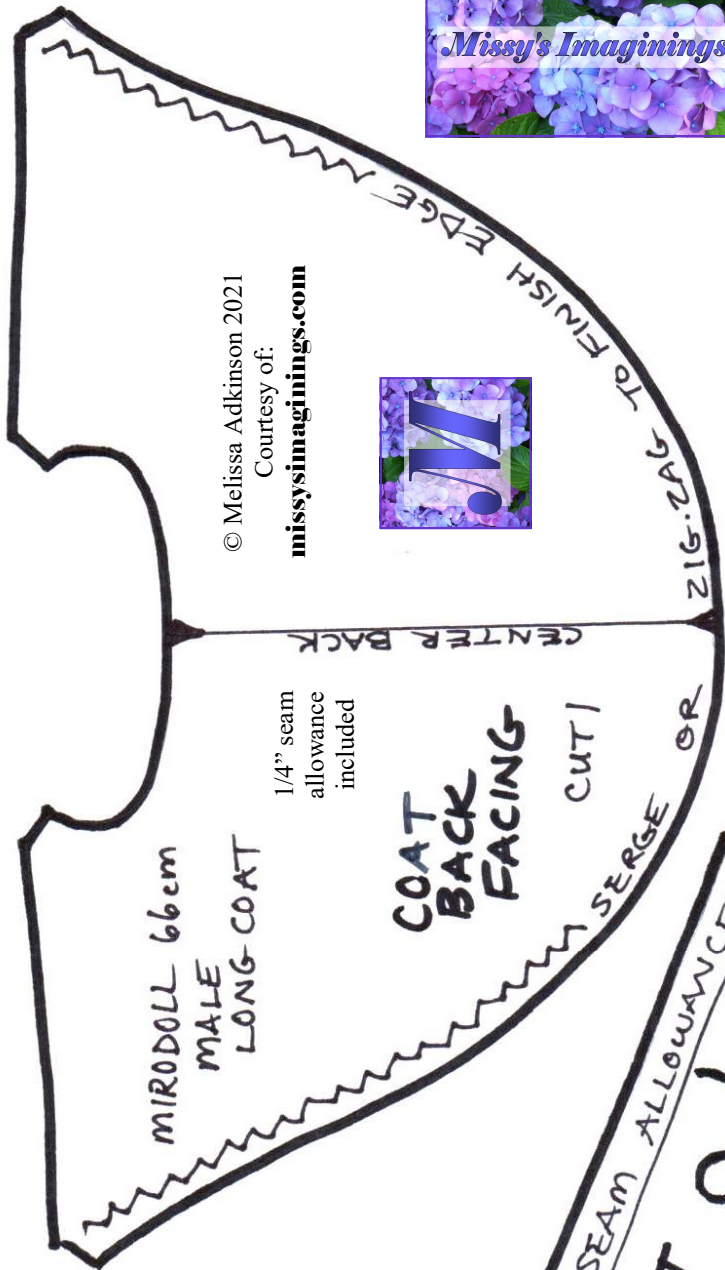
CUT 2

1/4" seam  
allowance  
included



© Melissa Adkinson 2021  
Courtesy of:  
**missysimaginings.com**





© Melissa Adkinson 2021  
Courtesy of:  
[missysimaginings.com](http://missysimaginings.com)

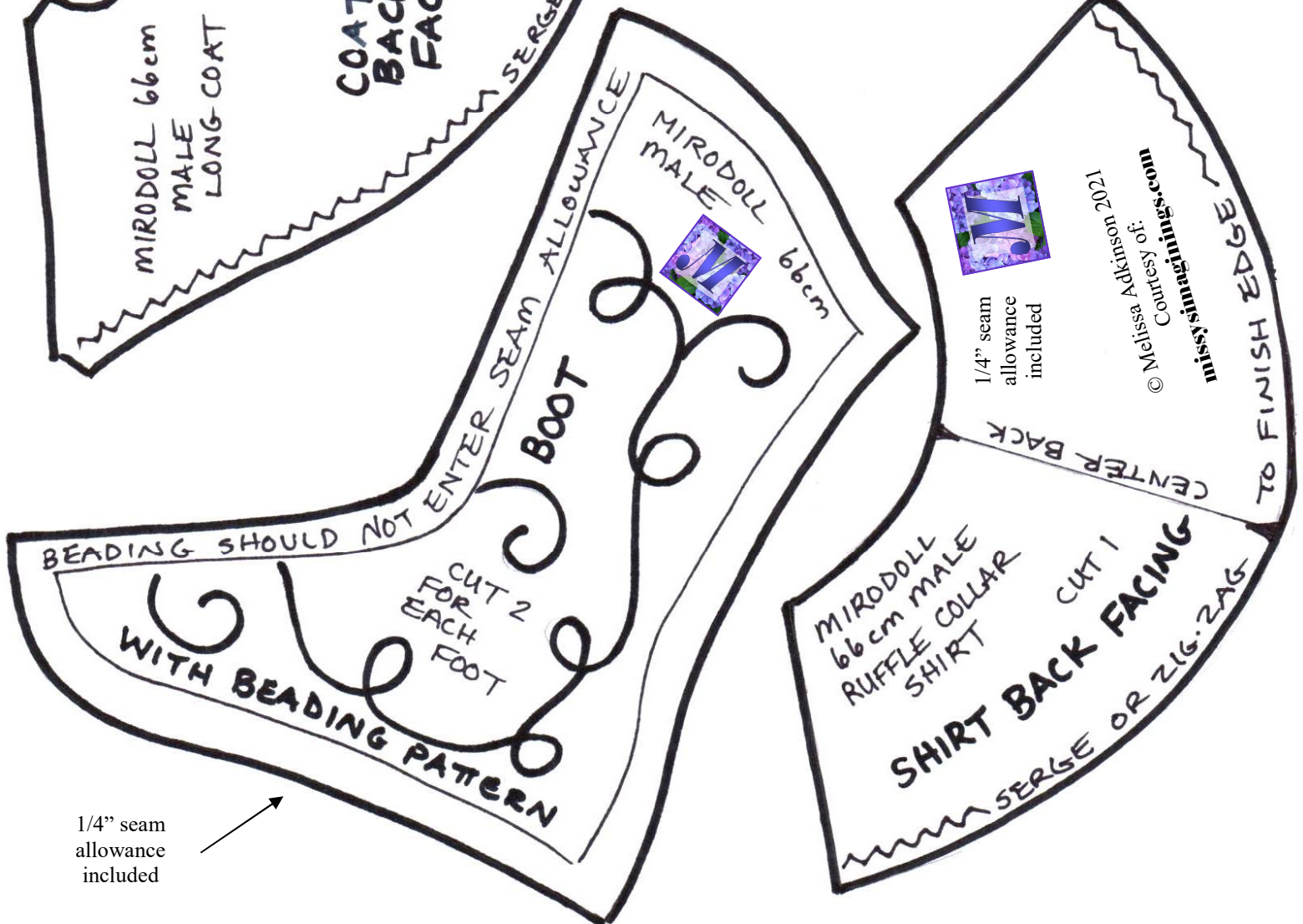


1/4" seam  
allowance  
included

FOLD LINE

© Melissa Adkinson 2021  
Courtesy of:  
[missysimaginings.com](http://missysimaginings.com)

WHEN POCKET IS PLACED TO  
PANT FRONT, SEW THEN SERGE  
OR ZIG-ZAG BOTTOM EDGE



1/4" seam  
allowance  
included

© Melissa Adkinson 2021  
Courtesy of:  
[missysimaginings.com](http://missysimaginings.com)

CENTER BACK


MIRODOLL  
66cm MALE  
RUFFLE COLLAR  
SHIRT

SHIRT BACK FACING

CUT 1  
SERGE OR ZIG-ZAG

1/4" seam  
allowance  
included





MIRODOLL 66cm MALE  
RUFFLE COLLAR  
SHIRT

1/4" seam  
allowance  
included

SHIRT  
FRONT

CUT 2



© Melissa Adkinson 2021  
Courtesy of:  
[missysimaginings.com](http://missysimaginings.com)

© Melissa Adkinson 2021  
Courtesy of:  
[missysimaginings.com](http://missysimaginings.com)



1/4" seam  
allowance  
included

CUT 2

SHIRT  
FRONT  
FACING

MIRODOLL 66cm MALE  
RUFFLE COLLAR SHIRT

© Melissa Adkinson 2021  
Courtesy of:  
[missysimaginings.com](http://missysimaginings.com)



BACK  
CENTER

1/4" seam  
allowance  
included

MIRODOLL 66cm MALE  
RUFFLE COLLAR SHIRT

SHIRT COLLAR RUFFLE

CUT 1 OR USE LACE



© Melissa Adkinson 2021  
Courtesy of:  
[missysinaginations.com](http://missysinaginations.com)

MIRODOLL  
66cm MALE

RUFFLE COLLAR  
SHIRT

1/4" seam  
allowance  
included

SHIRT  
SLEEVE

CUT 2

ATTACH ELASTIC  
RUFFLED HEM

TO FORM  
(CUT ELASTIC  
AT 3")

1/4" seam  
allowance  
included

SHIRT  
RUFFLE COLLAR  
CUT 2  
MIRODOLL 66cm MALE  
SHIRT

CENTER  
BACK

ATTACH RUFFLE  
TO UPPER EDGE  
OR LACE

© Melissa Adkinson 2021  
Courtesy of:  
[missysinaginations.com](http://missysinaginations.com)





MIRODOLL 66cm MALE  
RUFFLE COLLAR SHIRT

1/4" seam allowance  
included

SHIRT  
BACK

CUT 1

© Melissa Adkinson 2021  
Courtesy of:  
[missysimaginings.com](http://missysimaginings.com)

CENTER BACK

