

MIRO 66 cm
SKINNY
PANTS
FRONT
INSET
POCKET
CUT. 2



FOLD LINE

Textile Blocking Pattern Set
© Melissa Adkinson 2022
Courtesy of: missysimaginings.com

MIRO 66 cm
TEXTILE BLOCK
JACKET

RIGHT FRONT TOP
CUT. 1 ON RIGHT
SIDE OF FABRIC

Textile Blocking Pattern Set
© Melissa Adkinson 2022
Courtesy of: missysimaginings.com




MIRO 66 cm
TEXTILE BLOCK
JACKET

RIGHT FRONT BOTTOM
CUT. 1 ON RIGHT SIDE
OF FABRIC



Textile Blocking Pattern Set
© Melissa Adkinson 2022
Courtesy of:
missysimaginings.com

This pattern is inspired by
one of BTS Jimin's outfits.
I really liked the look of this
coat that instead of using
"color blocking," used an
angled "blocking" of
differently textured fabrics.



Textile Blocking Pattern Set
© Melissa Adkinson 2022
Courtesy of: missysimaginings.com

CENTER BACK

FINISH EDGE

TO

SERGE OR ZIG-ZAG

MIRO 66 cm
TEXTILE BLOCK
JACKET
BACK FACING
CUT. 1

MIRO 66 cm
TEXTILE BLOCK
JACKET

LEFT FRONT TOP

CUT. 1 ON RIGHT
SIDE OF FABRIC



Textile Blocking Pattern Set
© Melissa Adkinson 2022
Courtesy of: missysimaginings.com

MIRO 66 cm
TEXTILE
BLOCK JACKET

LEFT FRONT BOTTOM
CUT. 1 ON RIGHT SIDE
OF FABRIC



Textile Blocking Pattern Set
© Melissa Adkinson 2022
Courtesy of: missysimaginings.com

MIRO 66 cm
TEXTILE BLOCK
JACKET

FRONT FACING
CUT. 2



Textile Blocking Pattern Set
© Melissa Adkinson 2022
Courtesy of: missysimaginings.com

SERGE OR ZIG-ZAG TO FINISH EDGE

MIRO 66 cm
TEXTILE BLOCK
JACKET

BACK-TOP
CUT. 1 ON RIGHT
SIDE OF FABRIC

CENTER BACK




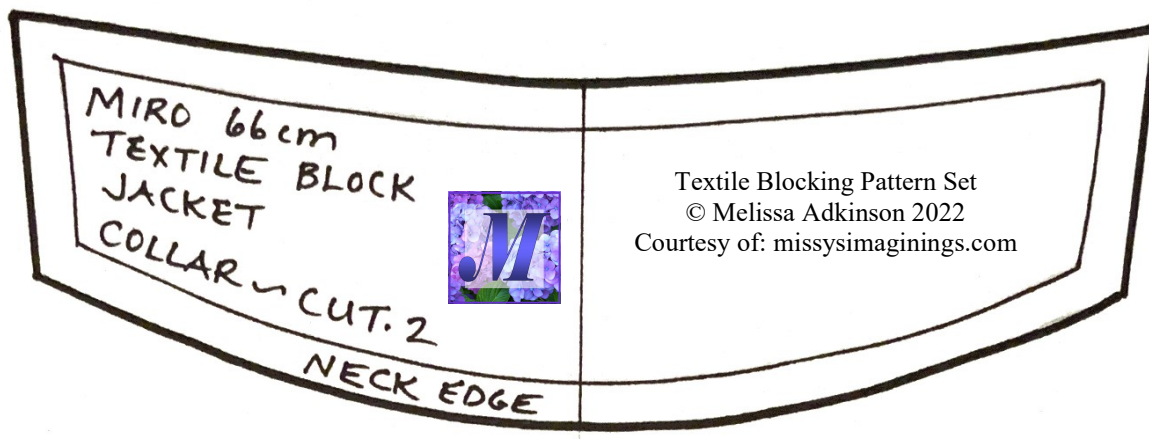
Textile Blocking Pattern Set
© Melissa Adkinson 2022
Courtesy of: missysimaginings.com


MIRO 66 cm
TEXTILE BLOCK JACKET
BACK BOTTOM
CUT. 1 ON RIGHT
SIDE OF FABRIC

CENTER BACK

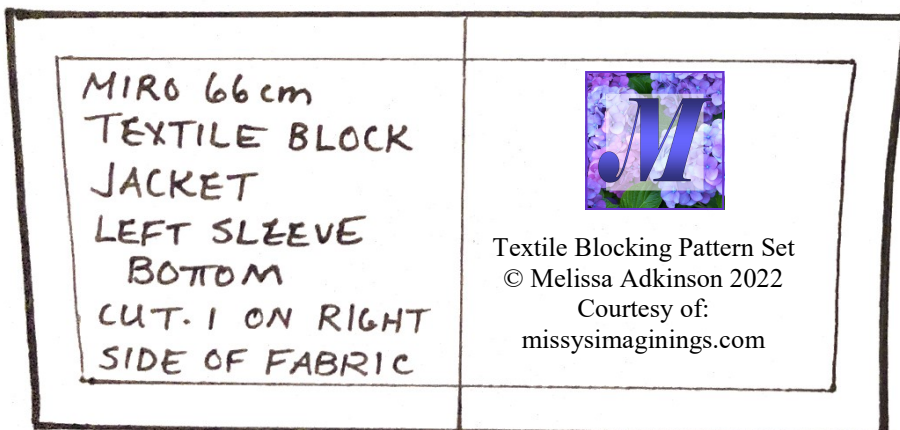


Textile Blocking Pattern Set
© Melissa Adkinson 2022
Courtesy of: missysimaginings.com






Textile Blocking Pattern Set
© Melissa Adkinson 2022
Courtesy of: missysimaginings.com



Textile Blocking Pattern Set
© Melissa Adkinson 2022
Courtesy of:
missysimaginings.com



Textile Blocking Pattern Set
© Melissa Adkinson 2022
Courtesy of: missysimaginings.com

MIRO 66 cm
SKINNY PANTS

FOLD LINE

WAISTBAND
CUT . 1

MIRO 66
TEXTILE
JACKET

SOLID OPTION
(NO BLOCKING)
SLEEVE
CUT. 2



Textile Blocking Pattern Set
© Melissa Adkinson 2022
Courtesy of: missysimaginings.com

MIRO 66cm
TEXTILE JACKET
SOLID OPTION
(NO BLOCKING)

BACK
CUT.2



Textile Blocking Pattern Set
© Melissa Adkinson 2022
Courtesy of: missysimaginings.com

CENTER BACK

MIRO 66cm
TURTLENECK
BACK

CUT. 2



Textile Blocking Pattern Set
© Melissa Adkinson 2022
Courtesy of: missysimaginings.com

CENTER BACK

MIRO 66cm
TEXTILE JACKET
SOLID OPTION
(NO BLOCKING)

FRONT
CUT. 2



Textile Blocking Pattern Set
© Melissa Adkinson 2022
Courtesy of: missysimaginings.com

CENTER FRONT

This pattern set features two versions of the jacket. It can be sewn with the split version where two different textiles can be used for the fronts, back, and sleeves. This is not so much “color blocked” as it is “texture blocked.” I would fabrics such as faux leather with velvet or denim. The other pieces included are a pair of “skinny” or slim legged pants and a turtle-neck top for under the jacket.



Textile Blocking Pattern Set
© Melissa Adkinson 2022
Courtesy of: missysimaginings.com

MIRO 66 cm
SKINNY PANTS

BACK.A

CUT.2

BEST WITH A FABRIC
THAT HAS SOME STRETCH
SUCH AS STRETCH DENIM



Textile Blocking Pattern Set
© Melissa Adkinson 2022
Courtesy of: missysimaginings.com

CONNECT TO BACK.B
BEFORE CUTTING
FABRIC

Some fun options you may wish
to add to this pattern set would be
belt loops and a belt for both the
pants and coat.

I did not include pattern pieces for
these options, since they are simply
made from long rectangles cut to
desired measurements.

To minimize the work involved
in making these, I often use
prepackaged double fold bias tape
in the 1/4" width for belt loops
and 1/2" width for belts.



Textile Blocking Pattern Set
© Melissa Adkinson 2022
Courtesy of: missysimaginings.com

MIRO 66 cm
SKINNY PANTS
BACK.B

/// OVERLAP TO CONNECT TO
BACK.B BEFORE CUTTING FABRIC ///

MIRO 66cm

TURTLENECK
SLEEVE

CUT. 2

Textile Blocking Pattern Set
© Melissa Adkinson 2022
Courtesy of: missysimaginings.com



Textile Blocking Pattern Set
© Melissa Adkinson 2022
Courtesy of: missysimaginings.com



MIRO 66cm
SKINNY PANTS
BACK YOKE
CUT 1

MIRO 66 cm
TURTLENECK
FRONT
CUT. 1



Textile Blocking Pattern Set
© Melissa Adkinson 2022
Courtesy of: missysimaginings.com

MIRO 66cm
TURTLE NECK
COLLAR
CUT. 1



Textile Blocking Pattern Set
© Melissa Adkinson 2022
Courtesy of: missysimaginings.com

FOLD LINE

CENTER FRONT